

GBJ1506A THRU GBJ1510A

GBJ 15.0 AMP Plastic-Encapsulate Bridge Rectifier

GBJ Plastic-Encapsulate Bridge Rectifier

Features

- Ideal for printed circuit board
- Small size, simple installation
- High surge current capability
- Reliable low cost construction utilizing molded plastic technique
- High temperature soldering guaranteed: 260/10 seconds at 5lbs., (2.3kg) tension


Reverse Voltage
60-1000 V
Forward Current
15 Ampere

Applications

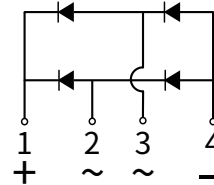
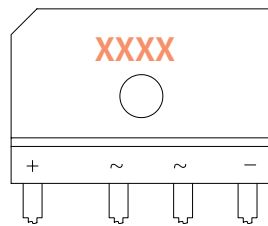
General purpose 1 phase Bridgerectifier applications

Mechanical Data

- Case: GBJ
Molding compound meets UL 94V-0 flammability rating, RoHS-compliant, halogen-free
- Terminals: Solder plated, solderable per MIL-STD-750, Method 2026
- Polarity: Cathode line denotes the cathode end



Function Diagram



Maximum Ratings (Ta=25°C Unless otherwise specified)

PARAMETER	SYMBOL	UNIT	GBJL1506A	GBJL1508A	GBJL1510A
Device marking code			GBJL1506A	GBJL1508A	GBJL1510A
Maximum Repetitive Peak Reverse Voltage	V_{RRM}	V	600	800	1000
Maximum RMS Voltage	V_{RMS}	V	420	560	700
Maximum DC blocking Voltage	V_{DC}	V	600	800	1000
Maximum Average Forward Rectified Current @60Hz sinewave, Resistance load, TL (Fig.1)	$I_{F(AV)}$	A	15.0		
Non-repetitive Peak Forward Surge Current @ t=8.3ms Half-sine wave	I_{FSM}	A	420		
Rating for fusing (t=8.3ms, Ta=25 °C)	I^2t	A ² S	732		
Storage temperature	T_{stg}	°C	-55 to +150		
Junction temperature	T_j	°C	-55 to +150		
Typical Thermal Resistance	$R_{\theta J-A}$	°C /W	22		
	$R_{\theta J-C}$	°C /W	1.6		

GBJL1506A THRU GBJL1510A

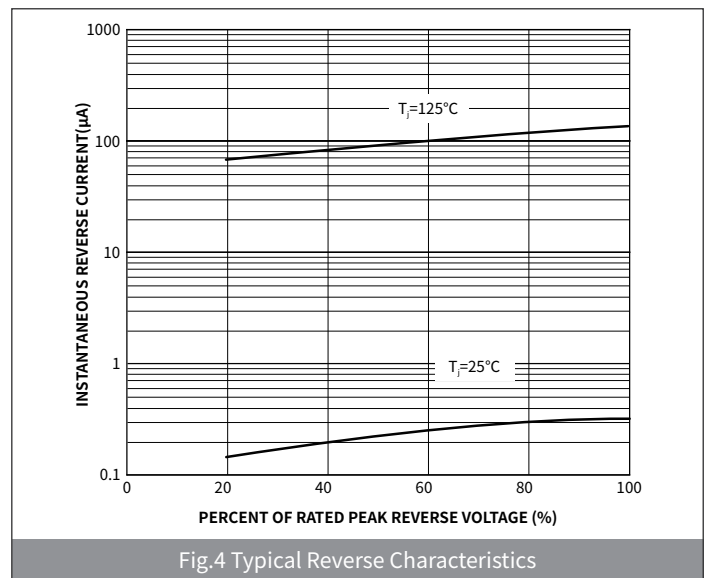
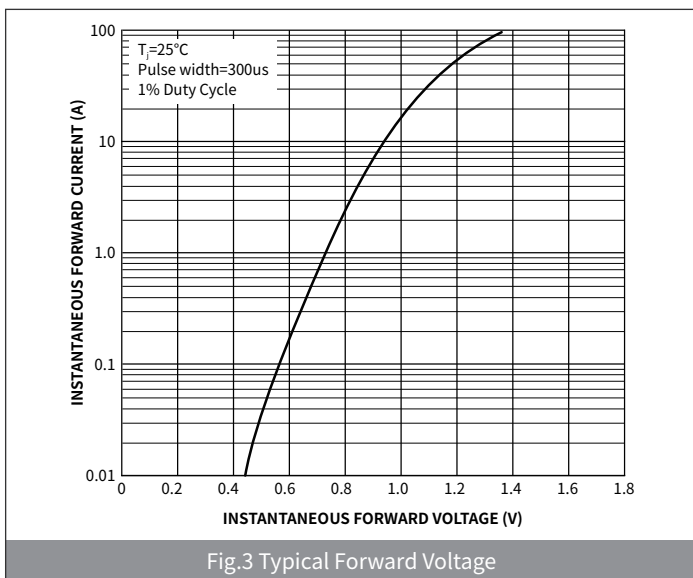
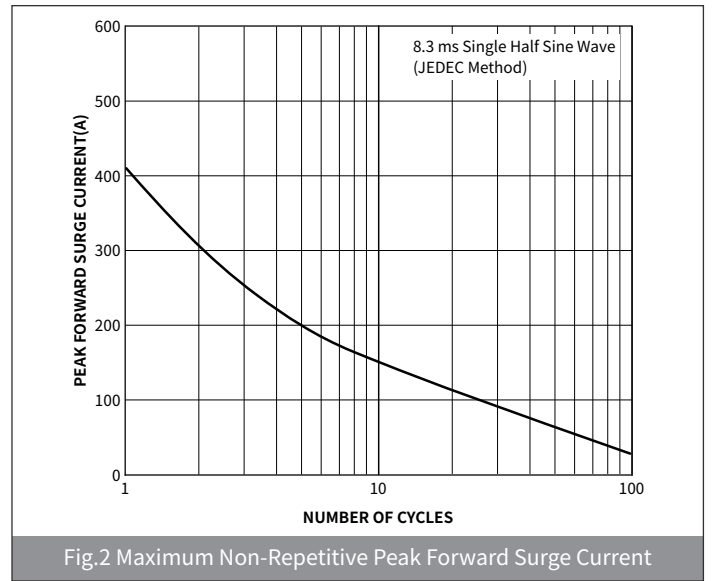
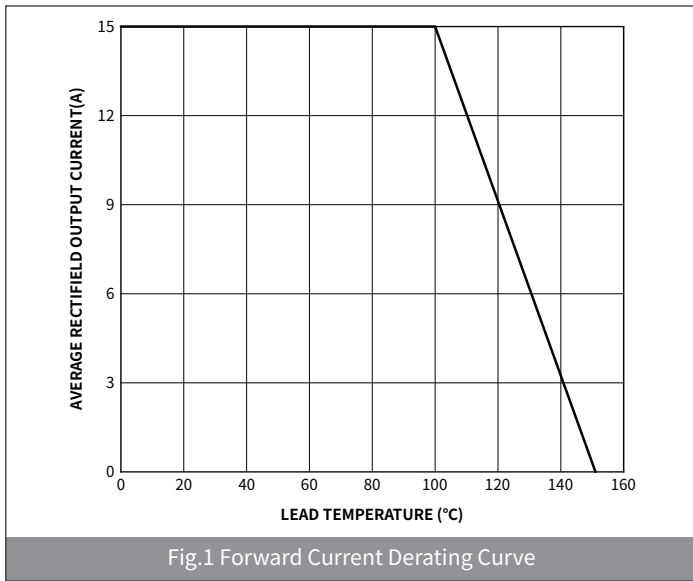
GBJ 15.0 AMP Plastic-Encapsulate Bridge Rectifier



● Electrical Characteristics (Ta=25°C Unless otherwise noted)

PARAMETER	TEST CONDITIONS	SYMBOL	UNIT	GBJL1506A	GBJL1508A	GBJL1510A
Maximum instantaneous forward voltage	$I_F=7.5A$	V_F	V		0.9	
Maximum DC reverse current at rated DC blocking voltage	$V_R=V_{DC}, T_A=25^\circ C$	I_{R1}	μA		10	
	$V_R=V_{DC}, T_A=100^\circ C$	I_{R2}			500	
Typical junction capacitance	4.0V DC, 1MHz	C_J	pF		60	

● Ratings And Characteristics Curves (Ta=25°C Unless otherwise specified)



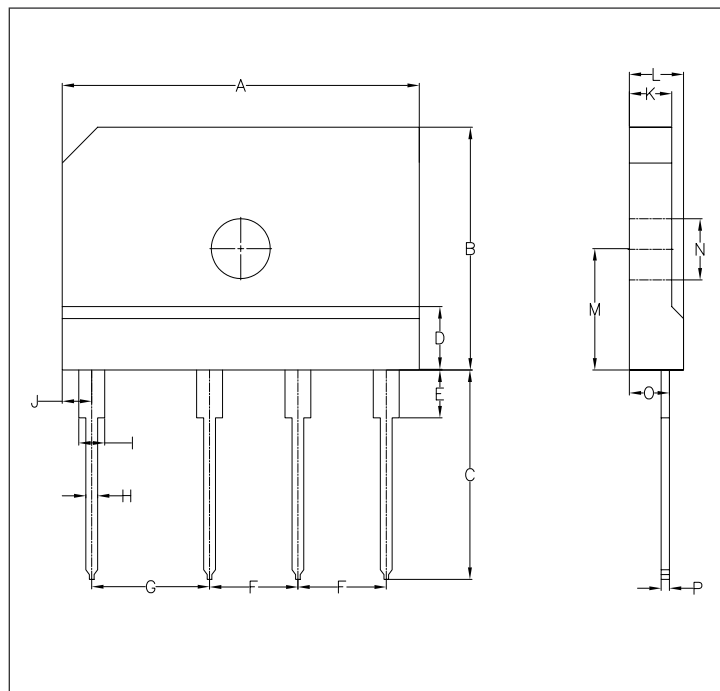
GBJL1506A THRU GBJL1510A

GBJ 15.0 AMP Plastic-Encapsulate Bridge Rectifier

Ordering Information

PACKAGE	UNIT WEIGHT(g)	BOX(pcs)	CARTON(pcs)
GBJ	6.38	250	2000

Package Outline Dimensions (GBJ)



Symbol	Dimensions			
	Millimeters		Inches	
	Min.	Max.	Min.	Max.
A	29.70	30.30	1.170	1.190
B	19.70	20.30	0.780	0.800
C	17.00	18.00	0.670	0.710
D	4.80	6.10	0.190	0.240
E	3.80	4.20	0.150	0.165
F	7.30	7.70	2.87	0.303
G	9.80	10.20	0.386	0.402
H	0.90	1.10	0.035	0.043
I	1.95	2.4	0.077	0.094
J	2.30	2.70	0.090	0.106
K	3.40	3.80	0.134	0.150
L	4.40	4.80	0.173	1.89
M	10.80	11.20	0.425	0.441
N	3.10	3.70	0.122	0.145
O	3.10	3.40	0.122	0.134
P	0.55	0.80	0.022	0.0315