

规格承认书

Specification For Approval

产品名称 Product	金属化聚丙烯膜抗干扰电容器 Metallized polypropylene film Interference Suppression capacitor
部品型号 Type &Spec.	C42 (MKP X2)
文件编号 File No.	WSCRS-2025040340
客 户 Customer	深圳市立创电子商务有限公司
客户料号 Material Code	C46638881
日 期 Date	2025.4.3

供方确认 Supplier confirmation	客户确认 Customer Approval
	

请于承认后签章回执一份
Please sign for approval and reply



无锡万盛电子有限公司
WUXI WALSON ELECTRONICS CO., LTD.





地址：江苏省江阴市长泾镇兴业路 22 号 电话 Tel.: +86-510-88719928
Addr.: No.22, Xingye RD, Changjing Town, Jiangyin City, Jiangsu, China
E-Mail: walson@walson-elec.com Website: www.walson-elec.com

1. 证书信息 Certification

☆ 环保认证 certificates

序号 No.	检测项目 Test Item	证书/报告编号 Certification/Report No.	检测型号/对象 Type	备注 Notes
●	RoHS	A2240229988102E	薄膜电容器 Film Capacitor	证书到期后，以最新的为准 After the certificate expires, the latest one shall prevail
●	REACH	A2240229988103E	薄膜电容器 Film Capacitor	

☆ 安全认证 Safety Approvals

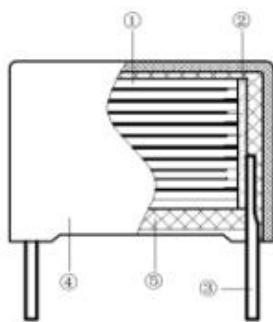
●		CQC (中国)	IEC60384-14:2013+AMD1:2016 证书号(Certificate No.): CQC15001137938
●		ENEC-VDE (欧盟)	EN 60384-14:2013/A1:2016 证书号(Certificate No.): 40043893
●		UL/CUL (美国/加拿大)	UL 60384-14 证书号(Certificate No.): E483293
●		KC (韩国)	KC60384-1(2015-09), KC60384-14(2015-09) 证书号(Certificate No.): SU03109-18001A/18002A

注：以实际产品图例为准 Note: Based on the actual product legend

2. 结构 Construction

本产品由金属化高温聚丙烯膜卷绕而成，端面喷涂无铅金属并焊接引线，外部用阻燃塑壳和阻燃环氧树脂封装。

This product is winding by metallized high-temperature polypropylene film wound into a capacitor core. Both end faces of the core sprayed with lead-free metal and welded with leads. The exterior is packaged with flame-retardant plastic shell and flame-retardant epoxy resin.

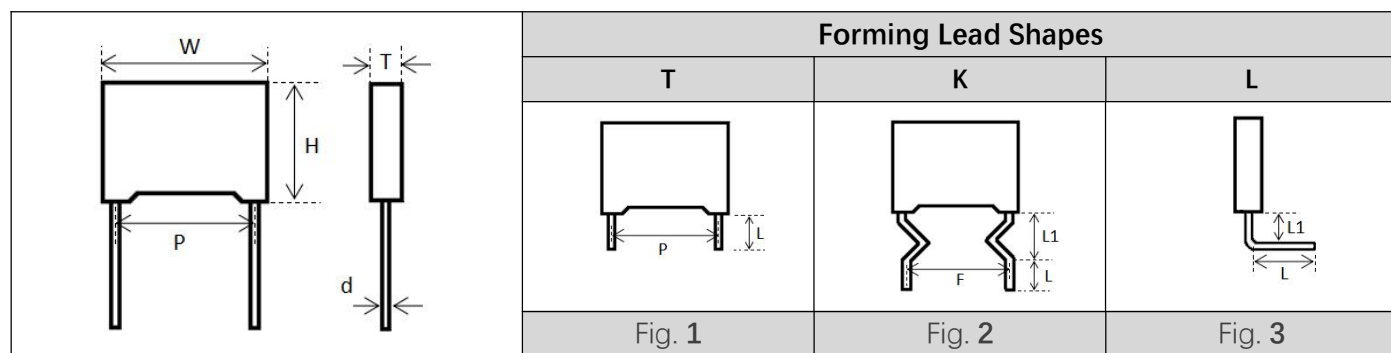


- ① 芯子 Core
- ② 喷金层 Spray Metal Layer
- ③ 引出线 Lead Wire
- ④ 阻燃塑壳 Flame-retardant Plastic Case
- ⑤ 环氧树脂 Epoxy Resin

☆ 芯子结构图 Structural Diagram

序号 No.	材料 Material
①	金属化高温聚丙烯膜 Metallized High-Temperature Polypropylene Film
②	金属化高温聚丙烯膜 Metallized high-Temperature Polypropylene Film

3. 外形尺寸 Dimensions



(单位 Dimension: mm)

客户料号 Customer P/N	规格型号 & 料号 Specifications & Walson P/N	W*H*T ±1.0	P ±0.5	F ±0.5	d ±0.1	L1 Max	L ±0.5	Fig	MPQ (Pcs)
C46638842	MKP-X2-310VAC-103K-P7.5 C42Q310388P30001	10*9*4	7.5	-	0.6	-	-	1	500
C46638843	MKP-X2-310VAC-103K-P10 C42Q3103B2P40001	12*12*6	10	-	0.6	-	-	1	500
C46638844	MKP-X2-310VAC-223K-P7.5 C42Q322360P30001	10*9*4	7.5	-	0.6	-	-	1	500
C46638845	MKP-X2-310VAC-223K-P10 C42Q322380P40001	13*9*4	10	-	0.6	-	-	1	500
C46638846	MKP-X2-310VAC-333K-P7.5 C42Q333348P30001	10*9*4	7.5	-	0.6	-	-	1	500
C46638847	MKP-X2-310VAC-333K-P10 C42Q333368P40001	13*9*4	10	-	0.6	-	-	1	500
C46638848	MKP-X2-310VAC-473K-P7.5 C42Q347360P30001	10*11*5	7.5	-	0.6	-	-	1	500
C46638849	MKP-X2-310VAC-473K-P10 C42Q347368P40001	13*11*5	10	-	0.6	-	-	1	500
C46638850	MKP-X2-310VAC-683K-P7.5 C42Q368348P30001	10*11*5	7.5	-	0.6	-	-	1	500
C46638851	MKP-X2-310VAC-683K-P10 C42Q368358P40001	13*11*5	10	-	0.6	-	-	1	500
C46638852	MKP-X2-275VAC-823K-P7.5 C42P282338P30001	10*11*5	7.5	-	0.6	-	-	1	500
C46638853	MKP-X2-310VAC-823K-P10 C42Q382358P40001	12*12*6	10	-	0.6	-	-	1	500
C46638854	MKP-X2-310VAC-823K-P15 C42Q382380P60001	18*12*6	15	-	0.8	-	-	1	500
C46638855	MKP-X2-275VAC-104K-P7.5 C42P210438P30001	10*11*5	7.5	-	0.6	-	-	1	500
C46638856	MKP-X2-310VAC-104K-P7.5 C42Q310448P30001	10*12*6	7.5	-	0.6	-	-	1	500

客户料号 Customer P/N	规格型号 & 料号 Specifications & Walson P/N	W*H*T ±1.0	P ±0.5	F ±0.5	d ±0.1	L1 Max	L ±0.5	Fig	MPQ (Pcs)
C46638857	MKP-X2-275VAC-104K-P10 C42P210438P40001	13*9*4	10	-	0.6	-	-	1	500
C46638858	MKP-X2-310VAC-104K-P10 C42Q310460P40002	12*12*6	10	-	0.6	-	-	1	500
C46638859	MKP-X2-310VAC-104K-P15 C42Q310480P60001	18*12*6	15	-	0.8	-	-	1	500
C46638860	MKP-X2-310VAC-124K-P10 C42Q312448P40001	12*12*6	10	-	0.6	-	-	1	500
C46638861	MKP-X2-310VAC-154K-P10 C42Q315448P40002	12*12*6	10	-	0.6	-	-	1	500
C46638862	MKP-X2-310VAC-154K-P15 C42Q315470P60001	18*12*6	15	-	0.8	-	-	1	500
C46638863	MKP-X2-310VAC-184K-P10 C42Q318443P40001	12*12*6	10	-	0.6	-	-	1	500
C46638864	MKP-X2-310VAC-184K-P15 C42Q318470P60001	18*13.5*7.5	15	-	0.8	-	-	1	500
C46638865	MKP-X2-275VAC-224K-P10 C42P222438P40002	12*12*6	10	-	0.6	-	-	1	500
C46638866	MKP-X2-310VAC-224K-P10 C42Q322448P40001	13*13*7	10	-	0.6	-	-	1	500
C46638867	MKP-X2-310VAC-224K-P15 C42Q322448P60001	18*12*6	15	-	0.8	-	-	1	500
C46638868	MKP-X2-310VAC-334K-P10 C42Q333446P40001	13*15*8	10	-	0.6	-	-	1	500
C46638869	MKP-X2-310VAC-334K-P15 C42Q333448P60001	18*13.5*7.5	15	-	0.8	-	-	1	500
C46638870	MKP-X2-310VAC-334K-P22.5 C42Q333476P90001	26.5*17*8.5	22.5	-	0.8	-	-	1	250
C46638871	MKP-X2-275VAC-474K-P10 C42P247438P40001	13*15*8	10	-	0.6	-	-	1	500
C46638872	MKP-X2-310VAC-474K-P15 C42Q347446P60001	18*13.5*7.5	15	-	0.8	-	-	1	500
C46638873	MKP-X2-310VAC-474K-P15 C42Q347446P60002	18*17.5*6	15	-	0.8	-	-	1	500
C46638874	MKP-X2-310VAC-474K-P22.5 C42Q347470P90001	26.5*17*8.5	22.5	-	0.8	-	-	1	250
C46638875	MKP-X2-310VAC-474K-P22.5 C42Q347476P90001	26.5*19*10	22.5	-	0.8	-	-	1	250
C46638876	MKP-X2-310VAC-564K-P15 C42Q356446P60001	18*14.5*8.5	15	-	0.8	-	-	1	500
C46638877	MKP-X2-310VAC-564K-P22.5 C42Q356470P90001	26.5*19*10	22.5	-	0.8	-	-	1	250

客户料号 Customer P/N	规格型号 & 料号 Specifications & Walson P/N	W*H*T ±1.0	P ±0.5	F ±0.5	d ±0.1	L1 Max	L ±0.5	Fig	MPQ (Pcs)
C46638878	MKP-X2-310VAC-684K-P15 C42Q368446P60001	18*15.5*9.5	15	-	0.8	-	-	1	500
C46638879	MKP-X2-310VAC-684K-P22.5 C42Q368460P90001	26.5*17*8.5	22.5	-	0.8	-	-	1	250
C46638880	MKP-X2-310VAC-824K-P15 C42Q382446P60001	18*19*11	15	-	0.8	-	-	1	500
C46638881	MKP-X2-310VAC-824K-P22.5 C42Q382460P90001	26.5*19*10	22.5	-	0.8	-	-	1	250
C46638882	MKP-X2-310VAC-105K-P15 C42Q310543P60001	17*16*10	15	-	0.8	-	-	1	500
C46638883	MKP-X2-310VAC-105K-P22.5 C42Q310558P90001	26.5*20*11	22.5	-	0.8	-	-	1	250
C46638884	MKP-X2-310VAC-125K-P15 C42Q312543P60001	18*19*11	15	-	0.8	-	-	1	500
C46638885	MKP-X2-310VAC-125K-P22.5 C42Q312548P90001	26.5*19*10	22.5	-	0.8	-	-	1	250
C46638886	MKP-X2-310VAC-155K-P22.5 C42Q315550P90001	26.5*20*11	22.5	-	0.8	-	-	1	250
C46638887	MKP-X2-310VAC-205K-P22.5 C42Q320543P90001	26.5*20*11	22.5	-	0.8	-	-	1	250
C46638888	MKP-X2-310VAC-225K-P22.5 C42Q322548P90001	26.5*23*13	22.5	-	0.8	-	-	1	250
C46638889	MKP-X2-310VAC-225K-P27.5 C42Q322548PB0001	31.5*21.6*13	27.5	-	0.8	-	-	1	200
C46638890	MKP-X2-310VAC-255K-P27.5 C42Q325548PB0001	31.5*21.6*13	27.5	-	0.8	-	-	1	200
C46638891	MKP-X2-310VAC-335K-P27.5 C42Q333548PB0001	31*25*14	27.5	-	0.8	-	-	1	200

4. 产品编码说明 Part Number System

☆ 16 位产品代码说明 16 digit product code description

1 2 3 4 5 6 7 8 9 10 11 12 13 14 15 16

C	4	2													
---	---	---	--	--	--	--	--	--	--	--	--	--	--	--	--

第 1~3 位	型号代码 C42=MKP-X2	Digit 1 to 3	Series Code C42=MKP-X2
第 4~5 位	交流额定电压 P2=275VAC Q1=300VAC Q3=310VAC	Digit 4 to 5	AC. Rated Voltage P2=275VAC Q1=300VAC Q3=310VAC
第 6~8 位	标称容量 举例:103=10×10 ³ pF=0.01μF	Digit 6 to 8	Rated Capacitance value for example: 103=10×10 ³ pF=0.01μF
第 9~10 位	内部代码	Digit 9 to 10	Internal Use
第 11 位	成型方式	Digit 11	Forming
第 12 位	引线脚距 3=7.5mm 4=10mm 6=15mm 8=20mm 9=22.5mm A=25mm	Digit 12	Lead pin pitch 3=7.5mm 4=10mm 6=15mm 8=20mm 9=22.5mm A=25mm
第 13~14 位	引线长度或编带 30=3.0mm 35=3.5mm BD=编带	Digit 13 to 14	Lead Length or Ammo-Pack 30=3mm 35=3.5mm BD=Ammo-Pack
第 15~16 位	内部代码	Digit 15 to 16	Internal Use

☆ 型号规格描述说明 (例) Description of specifications and models (example)

$\frac{\text{MKP-X2}}{\text{①}}$ - $\frac{275\text{VAC}}{\text{②}}$ - $\frac{104\text{K}}{\text{③}}$ - $\frac{\text{CT10*3.5}}{\text{④}}$

第 1 组	型号	Group 1	Series
第 2 组	交流额定电压	Group 2	AC Rated Voltage
第 3 组	标称容量与容量偏差	Group 3	Rated Capacitance value & tolerance
第 4 组	成型方式与脚距 长脚包装: P+ 脚距 例: P10 表示长脚, 脚距为 10mm, 无成型剪脚。 成型剪脚: 成型方式+脚距*引线长度 例: CT10*3.5 表示成型方式为 CT,成型后脚距为 10mm, 引线长度为 3.5mm。 编带电容为: 成型方式+脚距*编带 例: CT10*T 表示脚距为 10mm, 包装方式为直脚编带。	Group 4	Forming method and Lead pin pitch Standard: P+ pitch e.g. P10 indicates general lead, pitch=10 mm, no lead shape shearing. Forming: Forming shape+pitch*insertion depth e.g. CT 10*3.5 indicates CT forming, pitch=10 mm, and the lead length=3.5 mm. Taping: Forming pitch*Taping e.g. CT10*T indicates the pitch=10 mm with ammo-packing.

5. 特点及主要用途 Application and Feature

☆ 主要用途

- 用于电源跨线路等抗干扰场合

☆ 特点

- 金属化聚丙烯膜介质
- 能承受过压冲击
- 优异的阻燃性能

☆ Application

- Used in across-the-line, interference suppression circuit

☆ Characteristics

- Metallized polypropylene film
- Withstanding over-voltage stressing
- Excellent flame resistant ability

☆ 技术要求 Specifications

引用标准 Reference Standard	GB/T 6346.14 (IEC 60384-14)	
气候类别/阻燃等级 Climatic Category/Passive Flammability Category	40/110/56/B	
工作温度范围 Operating Temperature Range	-40 °C ~ +110 °C	
额定电压 Rated Voltage (U_R)	250/275/280/300/310 VAC	
电容量偏差 Capacitance Tolerance	K ($\pm 10\%$)	20 °C, 1 kHz, 1 V
耐电压 Voltage Proof	引线之间 Between Terminals:	$4.3 U_R$ (Vdc) (20 °C, 5 s)
	极壳之间 Between Terminals To Case:	$2 U_R + 1500$ VAC, 1 min
损耗角正切值 Dissipation Factor	≤ 0.001	20 °C, 1 kHz, 1 V
绝缘电阻 Insulation Resistance	≥ 15000 M Ω $C_R \leq 0.33$ μ F ≥ 5000 s $C_R > 0.33$ μ F	20 °C, 100 V, 1 min

6. 可靠性测试 Reliability Test

序号 No.	测试项目 Test Item	测试方法 Test method	要求 Requirement
1	外部检查 Outline check	目视检查, 卡尺测量 Visual inspection and caliper measurement	外形规整, 无可见损伤; 标志端正、清晰、无误 The appearance is regular without visible damage; The mark is regular, clear and correct.
	初始测量 Initial measurement	电容量 C: 20 °C, 1 kHz, 1 V 损耗角正切 Tan δ: 20 °C, 1 kHz, 1 V	
	引出端 强度 Terminal Strength	拉力 Pull 拉力: 5 N 方向: 180 ° 时间: 10±1 s Pull: 5 N Direction: 180 ° Time: 10±1 s	无可见损伤 No visible damage
		弯曲 The pull of bend 拉力: 2.5N 方向: 90 ° 次数: 2 次 The pull of bend: 2.5 N Direction: 90 ° Times: 2	无可见损伤 No visible damage
	耐焊接热 Soldering Heat Resistance	焊槽温度: +260 °C±5 °C 浸入时间: 10 s±1 s 浸入深度离安装面 2+0/-0.5 mm, 采用厚度 为 1.5 mm±0.5 mm 的绝热屏蔽板 Solder temperature: 260 °C±5 °C Immersion time: 10 s±1 s Immersion depth is 2+0/-0.5 mm away from the installation surface, and insulation shielding plate with a thickness of 1.5 mm ± 0.5 mm is used	无可见损伤 No visible damage
	最后测量 Final measurement		无可见损伤 容量变化: $ \Delta C/C \leq 5\%$ No visible damage $ \Delta C/C \leq 5\%$
2	初始测量 Initial measurement	电容量 C: 20 °C, 1 kHz, 1 V	
	可焊性 Solderability	焊槽温度: 235 °C±5 °C 浸入时间: 2.0 s±0.5 s Solder temperature: 235 °C±5 °C Immersion time: 2.0 s±0.5 s	引线表面浸锡良好, 焊层面积达 95 %以上 The surface of the lead wire is well tinned, and the welding layer area reaches over 95 %

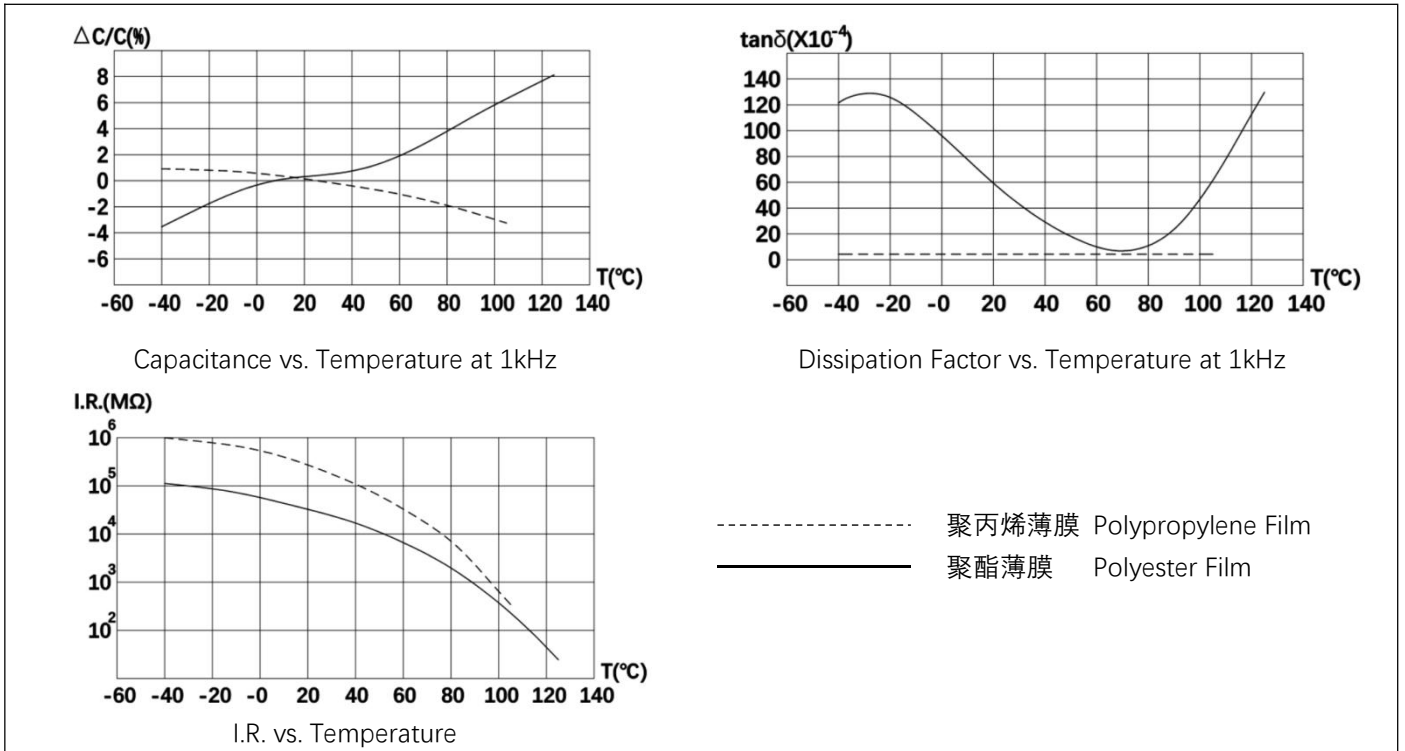
序号 No.	测试项目 Test Item	测试方法 Test method	要求 Requirement	
2	温度快速变化 Rapid Change of Temperature	$\theta A = -40\text{ }^{\circ}\text{C}$ $\theta B = +110\text{ }^{\circ}\text{C}$ 循环次数: 5 次, 持续时间 $t = 30\text{ min}$ $\theta A = -40\text{ }^{\circ}\text{C}$ $\theta B = +110\text{ }^{\circ}\text{C}$ 5 cycles Duration: $t = 30\text{ min}$	无可见损伤 No visible damage	
	振动 Vibration	频率范围: 10--500 Hz 振幅: 0.75 mm 试验安装方向: X, Y, Z. 试验每个方向持续时间: 2 h Frequency range: 10Hz to 500 Hz Amplitude: 0.75 mm Test installation direction: X,Y,Z, Test duration in each direction: 2 h	无可见损伤 No visible damage	
	碰撞 Bump	碰撞次数: 4000 次 加速度: 390 m/S ² 脉冲持续时间: 6 ms Times of collisions: 4000 times Acceleration: 390 m/s ² Pulse duration: 6 ms	无可见损伤 No visible damage	
	最后测量 Final measurement		无可见损伤 容量变化: $ \Delta C/C \leq 5\%$ No visible damage $ \Delta C/C \leq 5\%$	
3	气候顺序 Climate Sequence	干热 Dry Heat	+110 °C, 16 h	
		循环湿热 Damp Heat Cyclic	湿热试验 Db,严酷度 b 第一次循环 Test Db, Severity: b, the first cycle	
		寒冷 Cold	-40 °C, 2 h	
		循环湿热 Damp Heat Cyclic	试验 Db,严酷度 b 其余循环 Test Db, Severity b, the other cycles,	
	最后测量 Final Measurement		外观无可见损伤, 标志清晰 电容量变化: $ \Delta C/C \leq 5\%$, 损耗角正切的增加: $\Delta \tan \delta \leq 0.008(1\text{ kHz})$ 耐电压: 无击穿或飞弧 绝缘电阻: \geq 额定值的 50 % There shall be no evidence of deterioration and the marking shall be legible. $ \Delta C/C \leq \pm 5\%$ Increase of $\tan \delta \leq 0.008(1\text{ kHz})$ Voltage Proof: No breakdown or arcing I.R. $\geq 50\%$ of the rated value	

序号 No.	测试项目 Test Item	测试方法 Test method	要求 Requirement
4	初始测量 Initial measurement	电容量 C: 20 °C, 1 kHz, 1 V 损耗角正切 Tanδ: 20 °C, 1 kHz, 1 V	
	稳态湿热 Damp Heat Steady State	温度: +40 °C±2 °C 相对湿度: 93 %±2 %RH 试验周期: 21 天 Temperature:+40 °C±2 °C Humidity:93 %±2 %RH Duration:21 Days	无可见损伤 No visible damage
	最后测量 Final measurement		外观无可见损伤, 标志清晰 电容量变化: $ \Delta C/C \leq 5\%$, 损耗角正切的增加: $\Delta \tan \delta \leq 0.008$ (1 kHz) 耐电压: 无击穿或飞弧 绝缘电阻: \geq 额定值的 50 % There shall be no evidence of deterioration and the marking shall be legible. $ \Delta C/C \leq \pm 5\%$ Increase of $\tan \delta \leq 0.005$ (1 kHz) Voltage Proof: No breakdown or arcing I.R. $\geq 50\%$ of the rated value
5	初始测量 Initial measurement	电容量 C: 20 °C, 1 kHz, 1 V 损耗角正切 Tan δ: 20 °C, 1 kHz, 1 V	
	耐久性 Endurance	温度: +85 °C±2 °C 试验周期: 1000 小时 施加电压: 1.25 U _R Temperature: +85 °C±2 °C Duration: 1000 (h) Test voltage:1.25 U _R	无可见损伤, 标志清晰 No visible damage
	最后测量 Final measurement		外观无可见损伤, 标志清晰 电容量变化: $ \Delta C/C \leq 10\%$, 损耗角正切的增加: $\Delta \tan \delta \leq 0.008$ (1 kHz) 耐电压: 无击穿或飞弧 绝缘电阻: \geq 额定值的 50 % There shall be no evidence of deterioration and the marking shall be legible. $ \Delta C/C \leq \pm 10\%$ Increase of $\tan \delta \leq 0.008$ (1 kHz) Voltage Proof: No breakdown or arcing I.R. $\geq 50\%$ of the rated value

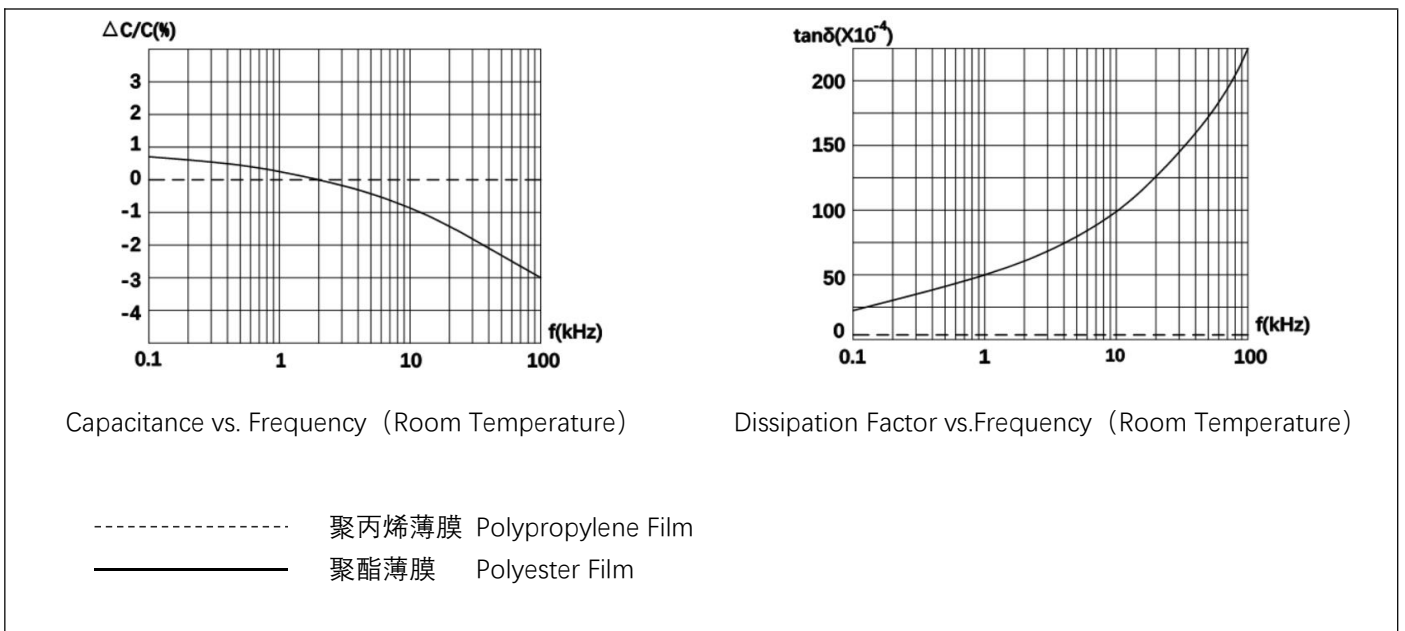
序号 No.	测试项目 Test Item	测试方法 Test method	要求 Requirement
6	初始测量 Initial measurement	电容量 C: 20 °C, 1 kHz, 1 V 损耗角正切 Tan δ: 20 °C, 1 kHz, 1 V	
	充电和放电 Charging and Discharging	充电次数: 10000 次 充电电压: $\sqrt{2} U_R$ 充电时间: 0.5 s 放电时间: 0.5 s 充电电阻: $220/C_R \Omega$ 放电电阻: $R=10/C_R$ 或 20Ω 取较大者 C_R : 额定电容量 (μF) Times: 10000 Charging voltage: $\sqrt{2} U_R$ Duration of charging: 0.5 s Duration of discharging: 0.5 s Charging resistance: $220/C_R (\Omega)$ or current intensity $\leq 1A$ (whichever is the less current intensity) Discharging resistance: $R=U_R/(C_R \times dv/dt)$ C_R : rated capacitance (μF)	
	最后测量 Final measurement		容量变化: $ \Delta C/C \leq 10\%$ 损耗变化: $\Delta \tan \delta \leq 0.008$ (1 kHz) 绝缘电阻: \geq 初始测量值的 50 % $ \Delta C/C \leq 10\%$ $\Delta \tan \delta: \leq 0.008$ (1 kHz) I.R. $\geq 50\%$ of the rated value
7	阻燃试验 Flame Retardancy	施加三次火焰, 每次施加 15 秒, 施加火焰 时间间隔 15 秒 Apply flame three times, each time for 15 seconds, with a flame application interval of 15 seconds	第一次和第二次施加火焰后燃烧时间 ≤ 15 秒, 第三次施加火焰后燃烧时间 ≤ 60 秒 The combustion time after the first and second application of flame is ≤ 15 seconds, and the combustion time after the third application of flame is ≤ 60 seconds

7. 产品特性曲线图 Graphs of Product Characteristics

☆ 温度特性曲线 Temperature Characteristic Curve



☆ 频率特性曲线 Frequency Characteristic Curve



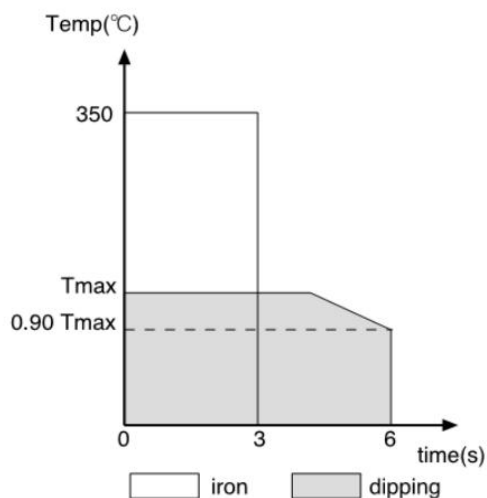
8. 焊接 Weld

焊接电容器时，热量会对电容器的引线和包封层产生影响，并且高温，以及长时间焊接都会对电容器的性能造成影响，甚至导致失效。

When welding, heat can have an impact on the leads and packaging layer of the capacitor, and high temperature and prolonged welding can affect the performance of the capacitor, even leading to failure.

焊接条件按下面的焊接图表：

The welding conditions are shown in the following welding chart



	Tmax	Time	Note
Pre-heating	110°C	1min	
	100°C	1min	OPP ≤ 7.5
Soldering	270°C	4s	
	260°C	4s	OPP ≤ 7.5

9. 产品出厂检验 OQC

检查项目 (每批) Tested Items	检查报告 Test Level (IEC410)	
	IL	AQL
1 外观检查 Appearance Check 2 外形尺寸 Dimension	S-4	1 %
1 电容量 Capacitance 2 损耗角正切 Dimension 3 耐电压 Voltage Withstand 4 绝缘电阻 Insulation Resistance	II	0.065 %
1 可焊性 Weld-ability	S-3	2.5 %

10. 储存条件 Storage Conditions

环境温度: $-10\text{ }^{\circ}\text{C} \sim +40\text{ }^{\circ}\text{C}$

相对湿度: 不大于 85 %

气 压: 40-106 kPa

Environmental Temperature: $-10\text{ }^{\circ}\text{C} \sim +40\text{ }^{\circ}\text{C}$

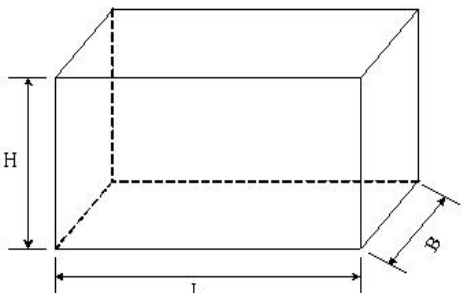
Relative Humidity: $\leq 85\%$

Atmospheric Pressure: 40-106 kPa

应在无酸性碱性或其它腐蚀性气体的库房内贮存, 且不允许阳光直射, 包装成箱的产品的贮存期为二年。产品拆封后应在不超过三个月内使用, 避免因暴露而致引脚氧化锈蚀。

Should be stored in a warehouse without acidic, alkaline or other corrosive gases, and direct sunlight is not allowed. The storage period of packaged products is two years. After the product is unpacked, it should be used for no more than three months to avoid pin oxidation and corrosion caused by exposure.

11. 包装 Packaging

	类型 types of	$L_{(cm)}$	$B_{(cm)}$	$H_{(cm)}$
	标准外箱 Standard outer box		44	26
		50	29	25
		52	35	27.5
标准内箱 Standard inner box		24.5	21	17.5
		27	23.5	23
		34.5	25.5	4.8

注: 部分情况下包装箱尺寸与上表尺寸略有差异

Note: Packaging may differ from the dimensions in the table above in some cases.