

GKN Series

Safety Interlock Switch



DESCRIPTION

The MICRO SWITCH™ GKN Series safety interlock switches provide superior reliability in a compact, cost-effective package size. Six different types of actuator keys are available.

The GKN Series conforms to IEC 60947-5-1 and carries cULus, CE, and CCC approvals.

FEATURES

- Positive opening safety contacts
- Choice of six actuators
- Double insulated per IEC 60947-5-1
- Global approvals (cULus, CE, CCC)
- Three cable entries
- Large wiring cavity
- Large M20 cable entry
- Four-entry head

BENEFITS

- Meets global safety standards
- Wide application coverage
- No additional earthing requirements
- Final equipment may be sold worldwide
- Cable-to-switch orientation flexibility
- Wiring simplified
- No need to reconfigure head orientation

POTENTIAL APPLICATIONS

- Woodworking machinery
- Printing/paper finishing equipment
- Plastic molding equipment
- Packaging machinery
- Bailing and pumping equipment
- Semiconductor manufacturing equipment
- Packaging wrapping
- Specialty equipment

GKN Series

SPECIFICATIONS

Designation and Utilization Category		Rated Operational Current Ie (A) at Rated Operational Voltage Ue (V)			
		120 Vac	125 Vdc	240 Vac/250 Vdc	600 Vac
AC15	A600	6 A	—	3 A	1,2 A
DC13	Q300	—	0,55 A	0,27A	—

Rated thermal current (Ith)	10 A
Sealing	IP67; NEMA 1, 4, 12, 13
Rated impulse withstand (Uimp)	2500 V
Pollution degree	2 (micro-environment, inside enclosure); 3 (macro-environment, installation environment)
Rated insulation voltage (Ui)	600 V
Operating temperature range	-25 °C to 70 °C [-13 °F to 158 °F]
Storage temperature range	-40 °C to 85 °C [-40 °F to 185 °F]
Short-circuit protective device (type/maximum rating)	Class J fuse (10 A/690 V)
Expected mechanical life	500,000 cycles
Conditional short-circuit current	1000 A

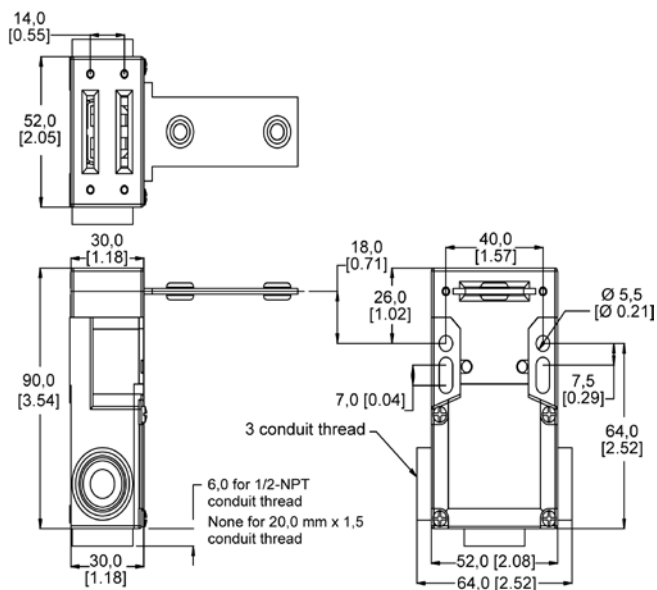
Complies with:

Low Voltage Directive 73/23/EEC, as amended by directive 93/68/EEC.

Machinery Directive 98/37/EEC only as the directives relate to the components being used in a safety function.

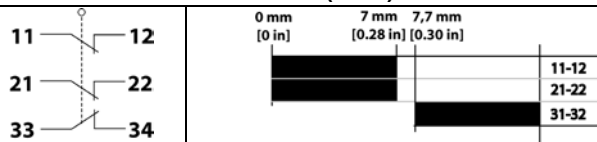
IEC/EN60947-5-1.

MOUNTING DIMENSIONS

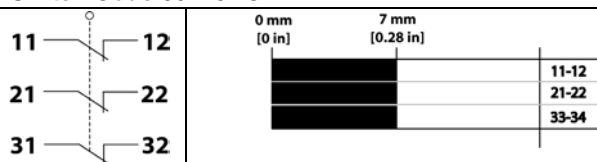


CIRCUIT AND TRAVEL DIAGRAMS

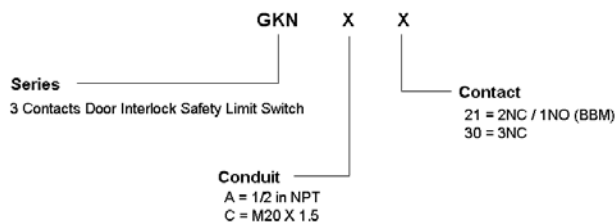
Switch Code 21 – 2NC/1NO (BBM)



Switch Code 30 – 3NC



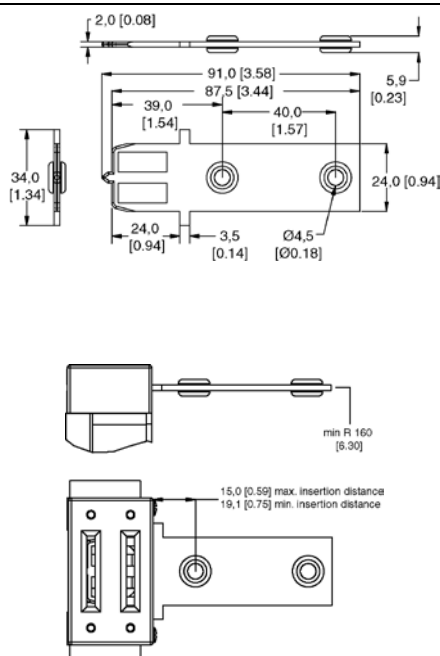
ORDER GUIDE



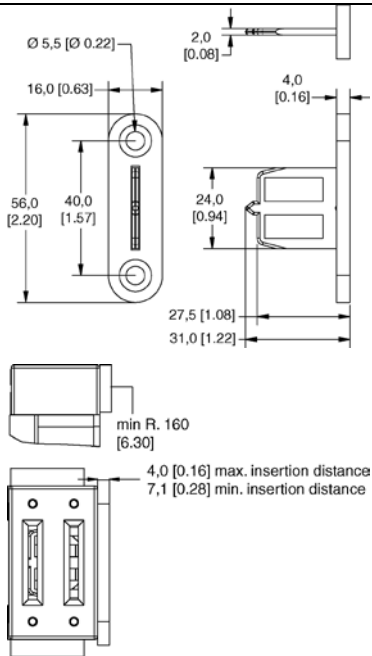
Safety Interlock Switch

KEY DIMENSIONS

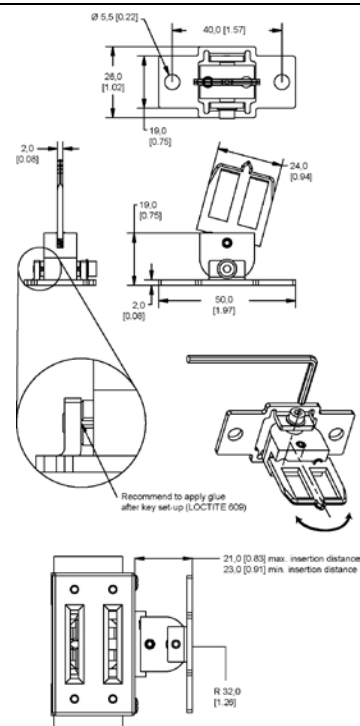
GKZ41 (M4 Screw)



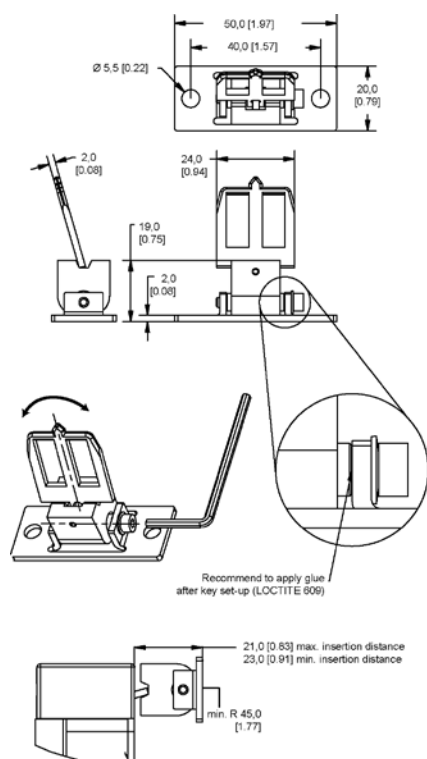
GKZ42 (M5 Screw)



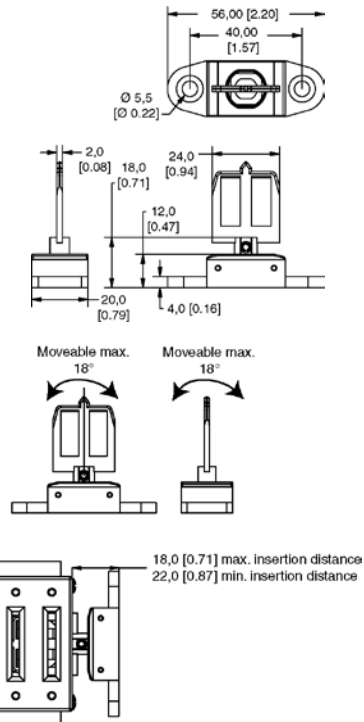
GKZ43 (M5 Screw)



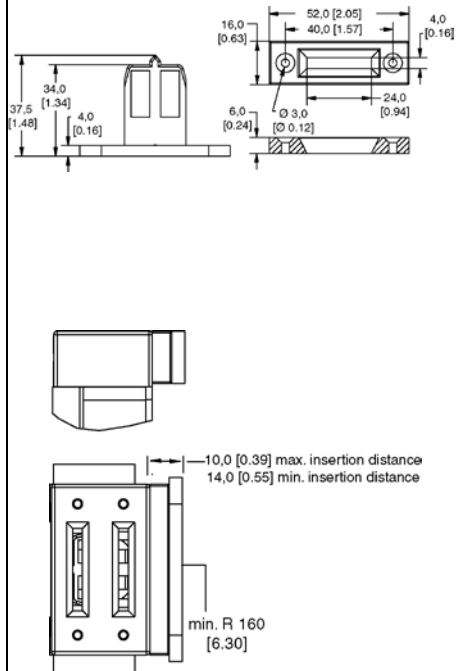
GKZ44 (M5 Screw)



GKZ45 (M5 Screw)



GKZF1 (M5 Screw)



ORDER GUIDE (ACTIVE LISTINGS)

Catalog Listing	Description
GKNA21	3 contact door interlock safety limit switch; 1/2 in NPT conduit; 2NC/1NO (BBM)
GKNA30	3 contact door interlock safety limit switch; 1/2 in NPT conduit; 3NC
GKNC21	3 contact door interlock safety limit switch; M20 x 1.5 conduit; 2NC/1NO (BBM)
GKNC30	3 contact door interlock safety limit switch; M20 x 1.5 conduit; 3NC

WARNING

PERSONAL INJURY

DO NOT USE these products as safety or emergency stop devices or in any other application where failure of the product could result in personal injury.

Failure to comply with these instructions could result in death or serious injury.

WARRANTY/REMEDY

Honeywell warrants goods of its manufacture as being free of defective materials and faulty workmanship. Honeywell's standard product warranty applies unless agreed to otherwise by Honeywell in writing; please refer to your order acknowledgement or consult your local sales office for specific warranty details. If warranted goods are returned to Honeywell during the period of coverage, Honeywell will repair or replace, at its option, without charge those items it finds defective. **The foregoing is buyer's sole remedy and is in lieu of all other warranties, expressed or implied, including those of merchantability and fitness for a particular purpose. In no event shall Honeywell be liable for consequential, special, or indirect damages.**

While we provide application assistance personally, through our literature and the Honeywell web site, it is up to the customer to determine the suitability of the product in the application.

Specifications may change without notice. The information we supply is believed to be accurate and reliable as of this printing. However, we assume no responsibility for its use.

ORDER GUIDE (ACTIVE LISTINGS)

Catalog Listing	Description
GKZ41	Straight key
GKZ42	90° key
GKZ43	Left-right adjustable key
GKZ44	Up-down adjustable key
GKZ45	Multidirectional key
GKZF1	Funnel key

WARNING

MISUSE OF DOCUMENTATION

- The information presented in this product sheet is for reference only. Do not use this document as a product installation guide.
- Complete installation, operation, and maintenance information is provided in the instructions supplied with each product.

Failure to comply with these instructions could result in death or serious injury.

SALES AND SERVICE

Honeywell serves its customers through a worldwide network of sales offices, representatives and distributors. For application assistance, current specifications, pricing or name of the nearest Authorized Distributor, contact your local sales office or:

E-mail: info.sc@honeywell.com

Internet: www.honeywell.com/sensing

Phone and Fax:

Asia Pacific	+65 6355-2828 +65 6445-3033 Fax
Europe	+44 (0) 1698 481481 +44 (0) 1698 481676 Fax
Latin America	+1-305-805-8188 +1-305-883-8257 Fax
USA/Canada	+1-800-537-6945 +1-815-235-6847 +1-815-235-6545 Fax

Sensing and Control
Honeywell
1985 Douglas Drive North
Golden Valley, MN 55422
www.honeywell.com

004740-2-EN IL50 GLO Printed in USA
June 2010
© 2010 Honeywell International Inc. All rights reserved.

Honeywell