

## GBJ Plastic-Encapsulate Bridge Rectifier

### Features

- Ideal for printed circuit board
- Small size, simple installation
- High surge current capability
- Reliable low cost construction utilizing molded plastic technique
- High temperature soldering guaranteed: 260/10 seconds at 5lbs., (2.3kg) tension


**Reverse Voltage**  
50-1000 V  
**Forward Current**  
35 Ampere

### Applications

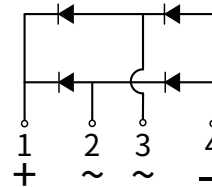
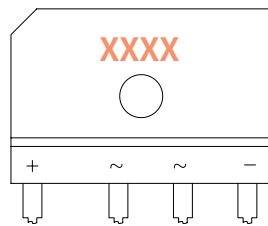
General purpose 1 phase Bridgerectifier applications

### Mechanical Data

- Case: GBJ  
Molding compound meets UL 94V-0 flammability rating, RoHS-compliant, halogen-free
- Terminals: Solder plated, solderable per MIL-STD-750, Method 2026
- Polarity: Cathode line denotes the cathode end



### Function Diagram



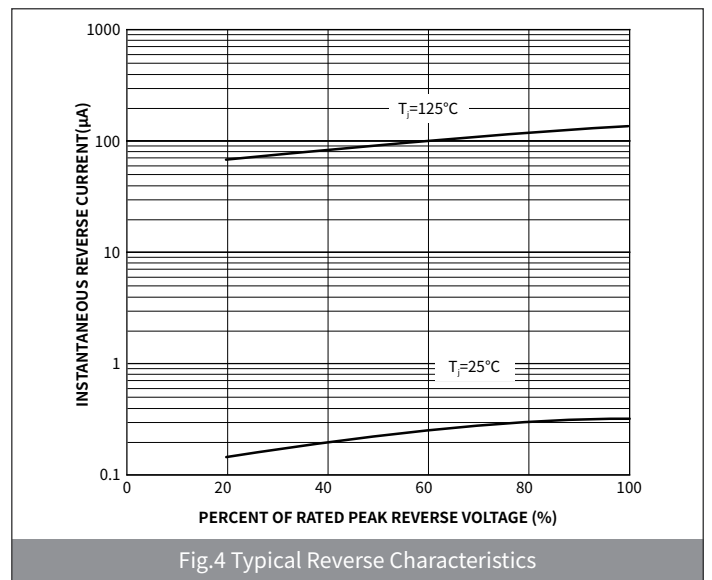
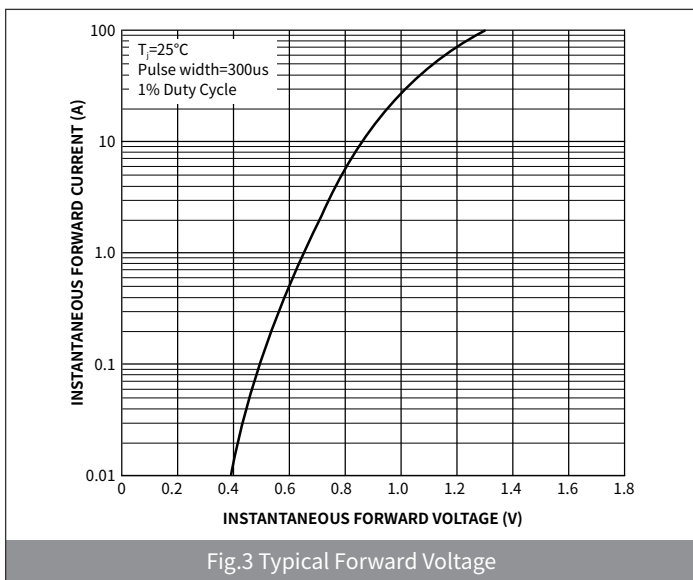
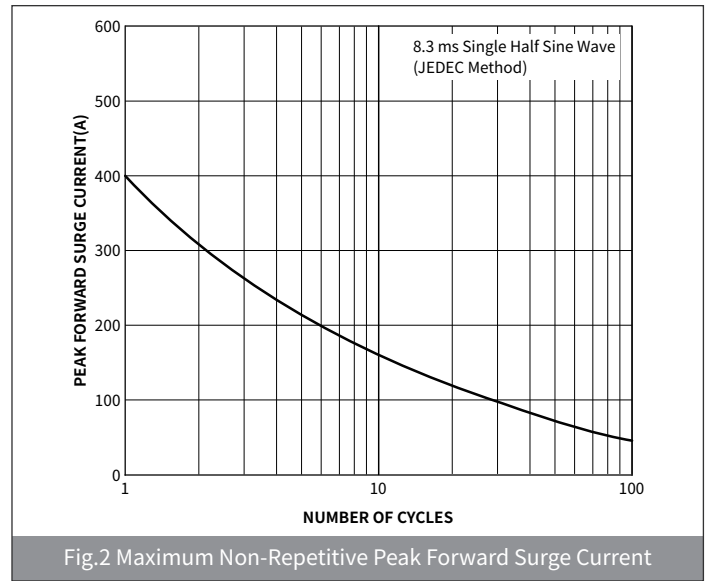
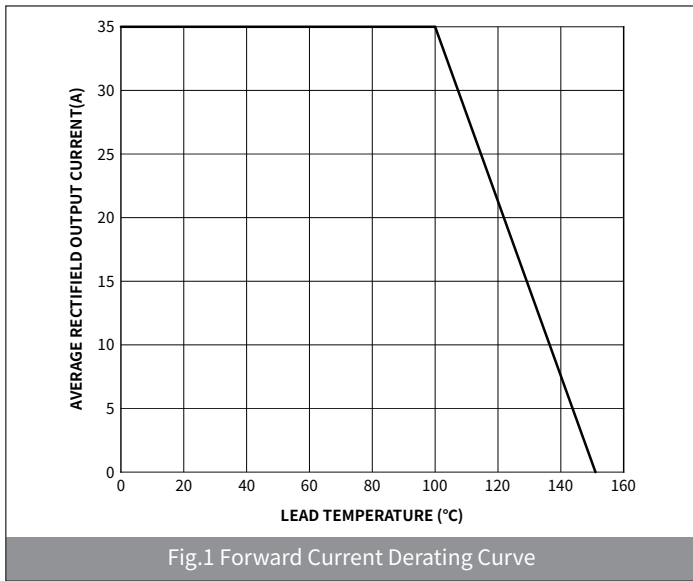
### Maximum Ratings (Ta=25°C Unless otherwise specified)

PARAMETER	SYMBOL	UNIT	GBJ35005	GBJ3501	GBJ3502	GBJ3504	GBJ3506	GBJ3508	GBJ3510
Device marking code			GBJ35005	GBJ3501	GBJ3502	GBJ3504	GBJ3506	GBJ3508	GBJ3510
Maximum Repetitive Peak Reverse Voltage	$V_{RRM}$	V	50	100	200	400	600	800	1000
Maximum RMS Voltage	$V_{RMS}$	V	35	70	140	280	420	560	700
Maximum DC blocking Voltage	$V_{DC}$	V	50	100	200	400	600	800	1000
Maximum Average Forward Rectified Current @60Hz sinewave, Resistance load, TL (Fig.1)	$I_{F(AV)}$	A	35						
Non-repetitive Peak Forward Surge Current @ t=8.3ms Half-sine wave	$I_{FSM}$	A	400						
Rating for fusing (t=8.3ms, Ta=25 °C )	$I^2t$	A <sup>2</sup> S	664						
Storage temperature	$T_{stg}$	°C	-55 ~ +150						
Junction temperature	$T_j$	°C	-55 ~ +150						
Typical Thermal Resistance	$R_{\theta J-A}$	°C /W	22						
	$R_{\theta J-C}$	°C /W	1.5						

● **Electrical Characteristics** (Ta=25°C Unless otherwise noted)

PARAMETER	TEST CONDITIONS	SYMBOL	UNIT	GBJ35005	GBJ3501	GBJ3502	GBJ3504	GBJ3506	GBJ3508	GBJ3510
Maximum instantaneous forward voltage	$I_F=7.5A$	$V_F$	V					1.1		
Maximum DC reverse current at rated DC blocking voltage	$V_R=V_{DC}, T_A=25^\circ C$	$I_{R1}$	$\mu A$					10		
	$V_R=V_{DC}, T_A=100^\circ C$	$I_{R2}$						500		
Typical junction capacitance	4.0V DC, 1MHz	$C_J$	pF					60		

● **Ratings And Characteristics Curves** (Ta=25°C Unless otherwise specified)



# GBJ35005 THRU GBJ3510

GBJ 35.0 AMP Plastic-Encapsulate Bridge Rectifier

## ● Ordering Information

PACKAGE	UNIT WEIGHT(g)	BOX(pcs)	CARTON(pcs)
GBJ	6.38	250	2000

## ● Package Outline Dimensions (GBJ)

Symbol	Dimensions			
	Millimeters		Inches	
	Min.	Max.	Min.	Max.
A	29.70	30.30	1.170	1.190
B	19.70	20.30	0.780	0.800
C	17.00	18.00	0.670	0.710
D	4.80	6.10	0.190	0.240
E	3.80	4.20	0.150	0.165
F	7.30	7.70	2.87	0.303
G	9.80	10.20	0.386	0.402
H	0.90	1.10	0.035	0.043
I	1.95	2.4	0.077	0.094
J	2.30	2.70	0.090	0.106
K	3.40	3.80	0.134	0.150
L	4.40	4.80	0.173	1.89
M	10.80	11.20	0.425	0.441
N	3.10	3.70	0.122	0.145
O	3.10	3.40	0.122	0.134
P	0.55	0.80	0.022	0.0315