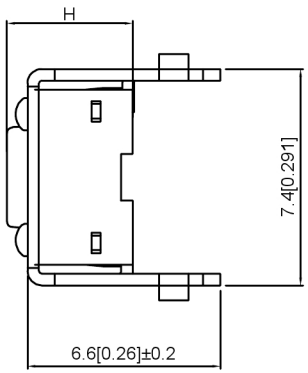

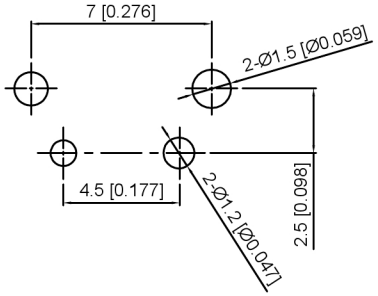

CIRCUIT DIAGRAM

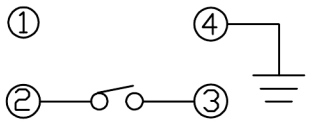

Code-x	H(mm)	H1(mm)	Ø(mm)
A	4.3	3.15	3.5
B	4.5	3.35	3.5
C	5.0	3.85	3.5
D	5.5	4.35	3.5
E	6.0	4.85	3.5
F	6.5	5.35	3.4
G	7.0	5.85	3.4
H	7.5	6.35	3.3
I	8.0	6.85	3.3
J	8.5	7.35	3.3
K	9.0	7.85	3.1
L	9.5	8.35	3.1
M	10.0	8.85	3.1
N	10.5	9.35	3.0

Code-x	H(mm)	H1(mm)	Ø(mm)
O	11.0	9.85	3.0
P	11.5	10.35	3.0
Q	12	10.85	3.0
R	12.5	11.35	3.0
S	13.0	11.85	3.0
T	13.5	12.35	3.0
U	14.0	12.85	3.0
V	15.0	13.85	3.0
W	15.5	14.35	3.0
X	16	14.85	3.0
Y	17	15.85	3.0
Z	18	16.85	3.0
19	19	17.85	3.0

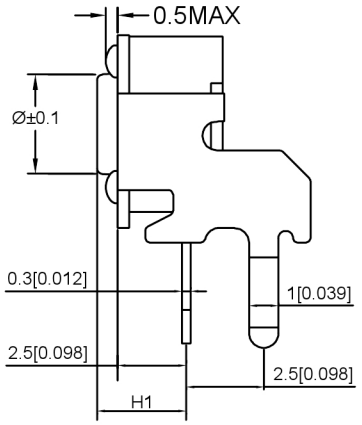

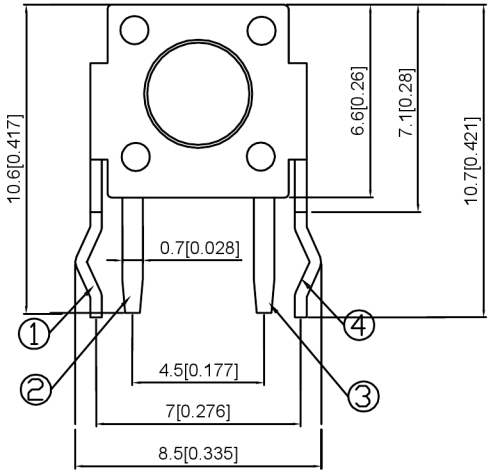

SPECIFICATION

Contact Rating： 50mA,12V DC
Contact Resistance： 100mΩ max
Insulation Resistance： 100mΩ min.500V DC
Dielectric Strength： 250V AC/1minute
Travel： 0.25mm
Operating Temp： -30℃~+85℃
Storage Temp： -30℃~+80℃

PAPT NO	TC-1102HJ-X-X
Operating Force	A:100gf B:160gf C:260gf
Height	Code-x

ITEM	PAPT NAMF	TER,NO	QTY	MATERIAL	FINISHING	REMARK
⑤	Terminal	——	2	Brass（0.30t）	Plating silvering	——
④	Contact	——	1	F.ag/Sus	Natural	——
③	Base	——	1	Pa46		——
②	Cover	——	1	Spcc	Plating Nickel	——
①	Keystake	——	1	Pa46		——

广东星坤科技股份有限公司
文件工程章

MARK	DESCRIPTION	DATE	REVISED	APPROVED
Δx				
Δx				
Δx				

REVISIONS

UNSPECIFIED TOLERANCES	
ANGLAR	±5°
L≤ 4	±0.2
4<L≤ 16	±0.3
16<L≤ 63	±0.4
L> 63	±0.5

www.helloxkb.com www.helloxkb.cn www.xk-dg.cn

XKB INDUSTRIAL PRECISION CO.,LIMITED

DSND		SCALE: N/A	MODEL TYPE: TACT SWITCH
DWN		VIEW:	PART NO.: TC-1102HJ-X-X
CHKD		UNIT: mm/in	DWG NO.:
APPD		SIZE: A4	

WEIGHT	SHEET	REVISIC
	1/1	A0