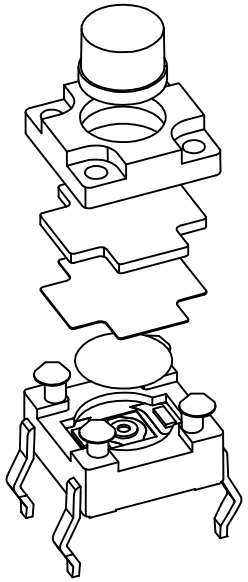

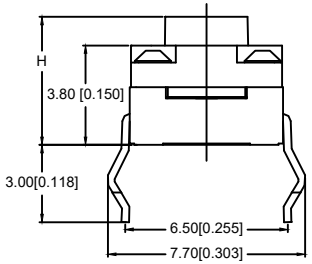

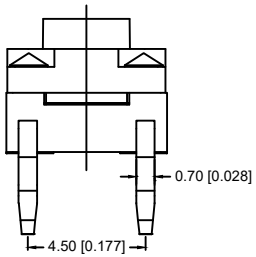

Code-X	H
A	4.3
B	4.5
C	5.0
D	5.5
E	6.0
F	6.5
G	7.0
H	7.5
I	8.0
	8.5
K	9.0

Code-X	H
L	9.5
M	10.0
N	10.5
O	11.0
P	11.5
Q	12
R	12.5
S	13.0
T	13.5
U	14.0
V	15.0
W	15.5
X	16
Y	16.5
Z	17
18	18
19	19

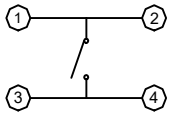

CIRCUIT DIAGRAM

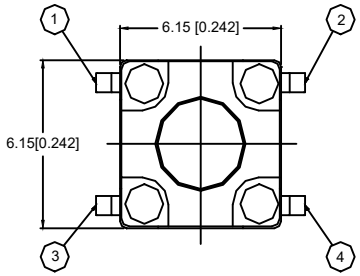

SPECIFICATION

Contact Rating:	50mA,12V DC
Contact Resistance:	100m max
Insulation Resistance:	100m min.500V DC
Dielectric Strength:	250V AC/1minute
Travel:	0.30mm
Operating Temp:	-25℃ 80℃
Storage Temp:	-30℃ 80℃

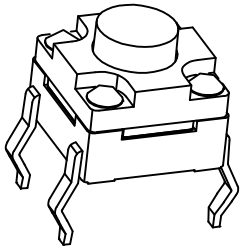

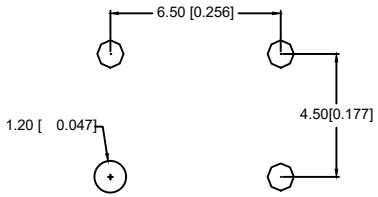

PCB.WELDING DRAWING

PAPT NO	TC-FS66D-X-X
Operating Force	A:100gf B:160gf C:260gf
Height	Code-X

ITEM	PAPT NAMF	TER,NO	QTY	MATERIAL	FINISHING	REMARK
⑤	Terminal	——	4	Brass（0.30t）	Plating silvering	———
④	Contact	——	1	F.ag/Sus	Natural	———
③	Base	——	1	Ppa		———
②	Cover	——	1	Ppa		———
①	Keystake	——	1	Ppa		———

———	new	2015/5/3	A	Hanyones	
ECN BO.	DESCRIPTION.	DATE.	REV.		
DESIGNED	CHECKED	APPROVAL	DRAWING NUMBER	SCALT: 1/2	SCALE: 3:1
Mikey	Tom	Jerry	PART NAME: TC-FS66D26019	UNLESS OTHERWISE SPECIFIED,TOLERANCE:	X. ±0.25
			MODEL NAME: TC-FS66D26019		X.x ±0.20
					X.xx ±0.15
					ANGULAR ±3°
			3RD ANGLE PROJ	HANYONES TECH CO.,LTD	FILE.NO.