MARKETING SALES DRAWING

Electrical Testing per Tusonix standard test plans and Mil-Std-202 Test Methods.

DIMENSIONS IN INCHES - DO NOT SCALE THIS DRAWING
DIMENSIONS IN METRIC - [ ]

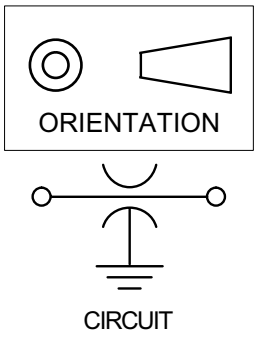

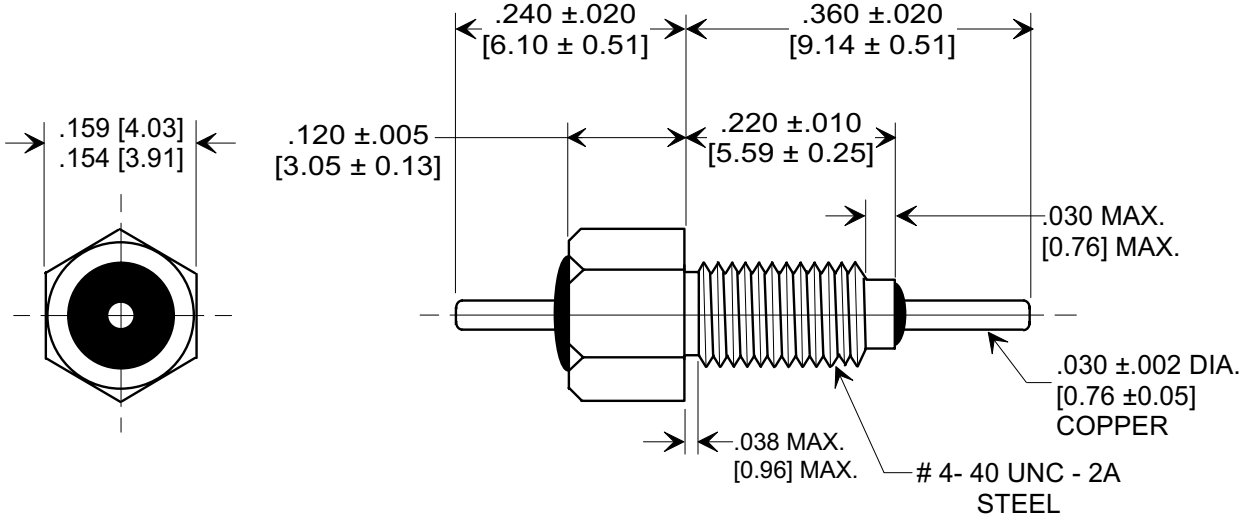

MOUNTING HARDWARE

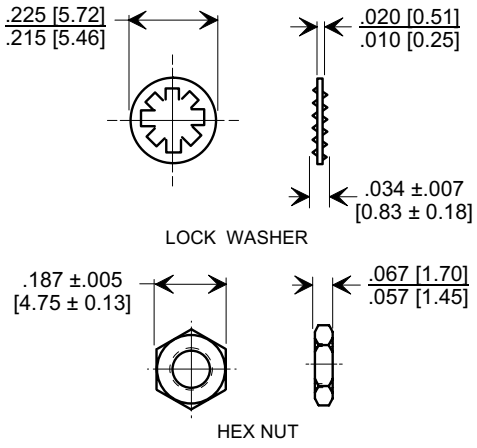

NOTES:
1. TUSONIX STANDARD PART NUMBER: 4400-038.
   TUSONIX RoHS COMPLIANT PART NUMBER: 4400-038 LF.
   CUSTOMER MUST SPECIFY STANDARD OR RoHS PART NUMBER WHEN ORDERING.
2. LEAD, BUSHING, AND MOUNTING HARDWARE: SILVER PLATED.
3. PART MARKING: TRADEMARK AND VARIATION NUMBER ON HEX FLATS. STANDARD PART: BLACK INK. RoHS PART: GREEN INK.
4. OPERATING TEMPERATURE RANGE : -55°C TO +125°C.
5. MAX. RECOMMENDED SOLDERING TEMPERATURE: 260°C.
6. SUPPLIED WITH HEX NUT AND INTERNAL TOOTH LOCK WASHER.
7. MAX. RECOMMENDED MOUNTING TORQUE - 2.0 lb.-in. [.226 Nm].

CAP.(pf)	TOLERANCE	DC WORKING VOLTAGE		I.R. MIN. @ 100 (VDC.)	DWV (VDC)	DC CURRENT (AMPS)	MIN. NO LOAD INSERTION LOSS (dB) @ 25°C PER MIL-STD-220				
		85°C	125°C				1 MHz	10 MHz	100 MHz	1 GHz	10 GHz
10	GMV	300	200	10 G Ω	500	10	----	----	----	5	20

REVISION RECORD

0	Original Release C.O. **20011102-1-02**	
1	VARS 035,036,037 & 1MHz COLUMN ADDED. L.E. 11-07-90	**5591**
2	RDN TO COMP FMT & ADDED METRIC. S.M. 11-08-01	**20011102-1-02**
3	REVISED DWG. DRAWING MADE FOR EACH VAR. S.M. 11-19-02	**20021113-1-09**
4	ADDED AND REVISED NOTES. S.M. 12-14-05	**20051122-2-20**

--TOLERANCES--
Unless Otherwise Specified
DECIMAL ± **NOTED**
ANGLES ±

TUSONIX
TUCSON, ARIZONA

Title
BUSHING STYLE EMI FILTER

Drawn S.M. 11-08-01
Scale 5 X
Approved B.Mc. 11-08-01

A **4400-038**

X-2015 Rev-0