


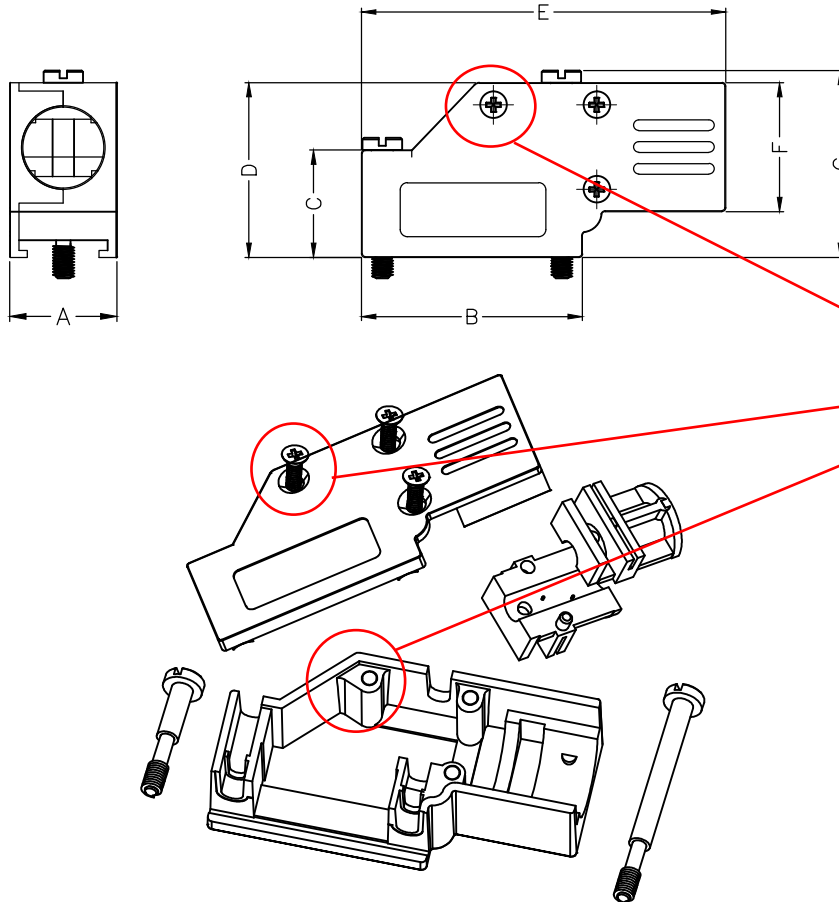
THIS IS A C.A.D. GENERATED DRAWING
DO NOT MAKE MANUAL REVISIONS TO MASTER.



* UNLESS OTHERWISE SPECIFIED TOLERANCES
ON DECIMAL IS: ANGLE $\pm 1^\circ$
UNIT: MM .XX ± 0.35

BACKSHELL KIT INCLUDES:

- (2) BACKSHELL HALVES
- (3) HOUSING SCREWS
- (1) 4-40 LONG THUMBSCREWS
- (1) 4-40 SHORT THUMBSCREWS
- (1) SET OF COMPRESSION INSERTS-VARIOUS SIZES
DIAMETERS 4mm(.157"), 5mm(.167"), 7mm(.276"), 9mm(.354")



MHDCMR9-DM9P-K=MHDCMR9-RA-K + MHD9SP
MHDCMR25-DM25P-K=MHDCMR25-RA-K + MHD25SP

DIMENSIONS(mm/in)							
SIZE	A $\pm 1.20_{0.047}$	B $\pm 1.20_{0.047}$	C $\pm 0.80_{0.031}$	D $\pm 0.80_{0.031}$	E $\pm 0.80_{0.031}$	F $\pm 0.80_{0.031}$	G $\pm 0.80_{0.031}$
9	15.0	30.8	15.0	24.4	50.8	18.0	26.2
	0.59	1.21	0.59	0.96	2.0	0.71	1.03
25	15.8	53.3	23.1	34.5	72.4	24.3	36.6
	0.62	2.10	0.91	1.36	2.85	0.96	1.44

说明：图上是9pin的外观和结构，25pin的结构有些差异，
比如螺丝孔位置也不一样。

Note: The picture as left is for size 9 pin, size 25pin has some
difference, such as the position of screw hole.

ORDERING INFORMATION:

SIZE	P/N - KITTED	PRODUCT CODE
9-WAY	6560-0501-01	MHDCMR9-RA-K
25-WAY	6560-0501-03	MHDCMR25-RA-K

BACKSHELL: MATERIAL: DIE CAST ZINC ALLOY
PLATING: NICKEL PLATED
4-40 THUMBSCREWS: STEEL-Zn PLATED
HOUSING SCREWS: STEEL-Zn PLATED
COMPRESSION INSERT: ABS,UL RECOGNIZED
OPERATING TEMP: -40°C TO+120°C



THIS SERIES FULLY CONFORMS TO THE
EUROPEAN UNION DIRECTIVES 2002/95/EC
AND 2002/96/EC FOR RoHS COMPLIANCY.




THESE DRAWINGS AND SPECIFICATIONS ARE THE
PROPERTY OF MH CONNECTORS AND SHALL NOT BE
REPRODUCED, COPIED OR USED AS THE BASIS FOR
THE MANUFACTURE OR SALE OF APPARATUS WITHOUT
WRITTEN PERMISSION.

DRAWN JOHNNY		DATE 11-24-15	
APPROVED Victor Lin		DATE 11-24-15	
SCALE 1 : 1	SHEET 1	OF 1	REV: 4.0
DRAWING No MHDCMR-XX-RA-K			

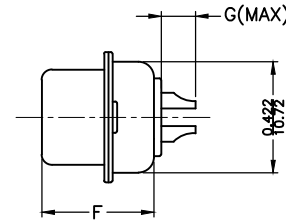
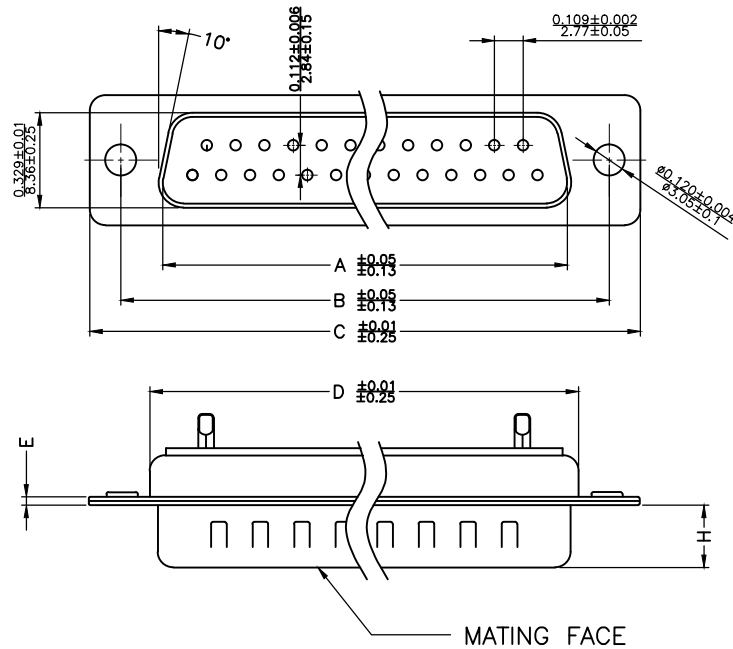
**MH CONNECTORS ,
DIVISION OF EDAC**

THIS IS A C.A.D. GENERATED DRAWING
DO NOT MAKE MANUAL REVISIONS TO MASTER.



* UNLESS OTHERWISE SPECIFIED TOLERANCES
ON DECIMAL IS: .XX ± 0.35

UNIT: MM



Material & Finish

Shell:

Steel

Nickel plated

Pin Contact:

Brass

Gold plated over nickel

Insulator:

PBT glass-fiber reinforced UL 94-V0

Number of contact:

9,15,25,37,50

Current rating: 5 amp

Dielectric strength:

1000V for one minute

Insulator resistance:

1000MΩ Min at 500V DC

Temperature:-55°C ~ 105°C

ITEM NO	A	B	C	D	E	F	G	H
MHDM9SP	16.92(0.666)	24.99(0.984)	30.81(1.213)	19.23(0.757)	1.0(0.0394)	10.8(0.425)	2.7(0.106)	5.84(0.23)
MHDM15SP	25.25(0.994)	33.32(1.312)	39.14(1.541)	27.56(1.085)	1.0(0.0394)	10.8(0.425)	2.7(0.106)	5.84(0.23)
MHDM25SP	38.96(1.534)	47.04(1.852)	53.04(2.088)	41.30(1.625)	1.0(0.0394)	10.8(0.425)	2.7(0.106)	5.84(0.23)
MHDM37SP	55.42(2.182)	63.50(2.500)	69.32(2.729)	57.71(2.272)	1.0(0.0394)	10.8(0.425)	2.7(0.106)	5.84(0.23)
MHDM50SP	52.86(2.081)	61.11(2.406)	66.92(2.634)	55.30(2.177)	1.0(0.0394)	10.8(0.425)	2.7(0.106)	5.84(0.23)

THESE DRAWINGS AND SPECIFICATIONS ARE THE
PROPERTY OF MH CONNECTORS AND SHALL NOT BE
REPRODUCED, COPIED OR USED AS THE BASIS FOR
THE MANUFACTURE OR SALE OF APPARATUS WITHOUT
WRITTEN PERMISSION.

DRAWN

Iven Ou

DATE

09-01-22

APPROVED

DATE

SCALE

1 : 1

SHEET OF

1 OF 1

REV:

4.0

DRAWING No

MHDM SP



THIS SERIES FULLY CONFORMS TO THE
EUROPEAN UNION DIRECTIVES 2002/95/EC
AND 2002/96/EC FOR RoHS COMPLIANCY.



MH CONNECTORS,
DIVISION OF EDAC