MARKETING SALES DRAWING

DIMENSIONS IN INCHES - DO NOT SCALE THIS DRAWING
DIMENSIONS IN METRIC - [ ]

Electrical Testing per Tusonix standard test plans and Mil-Std-202 Test Methods.

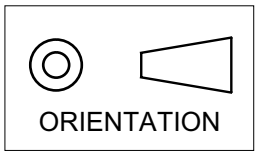

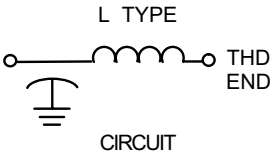

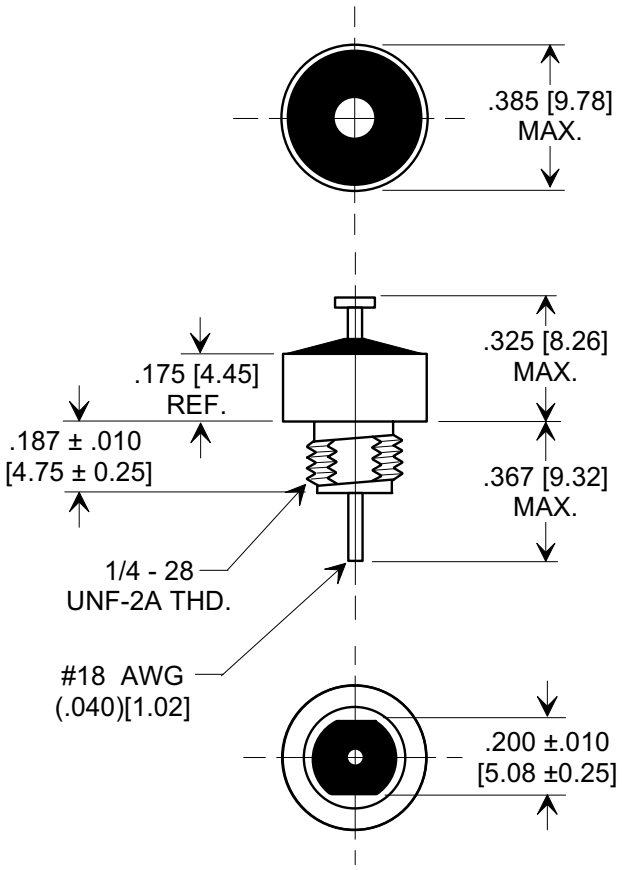

NOTES:

1. TUSONIX STANDARD PART NUMBER: 4600-053.
   TUSONIX RoHS COMPLIANT PART NUMBER: 4600-053 LF.
   CUSTOMER MUST SPECIFY STANDARD OR RoHS
   PART NUMBER WHEN ORDERING.
2. MATERIALS:
   BUSHING - TIN PLATED STEEL.
   LEAD STANDARD PART; SOLDER PLATED COPPER.
   RoHS PART; SILVER PLATED COPPER.
   NUT - TIN PLATED BRASS.
   L"WASHER - TIN PLATED PHOSPHOR BRONZE.
3. PART MARKING: TRADEMARK AND VARIATION NUMBER.
   STANDARD PART: BLACK INK. RoHS PART: GREEN INK.
4. MOUNTING TORQUE: 8 lb - ins. max.
5. DCR - .01Ω max.
6. MAX. SOLDER TEMPERATURE 500°F.

MOUNTING HARDWARE

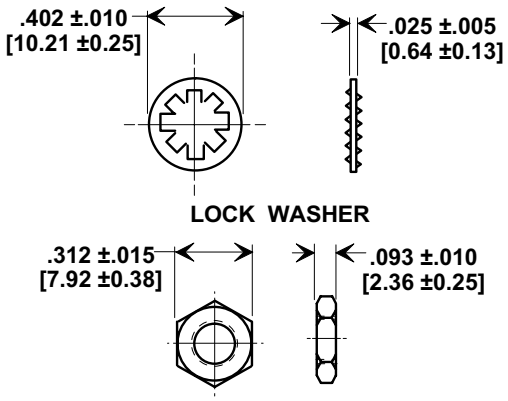

MIN. Cx (μF)	WVDC 85°C	WVDC 125°C	CURRENT DC (AMPS)	D.W.V. (VDC)	I.R. MIN.	MIN. NO LOAD INSERTION LOSS (dB) PER MIL-STD 220 @ +25°C 30 KHz	100 KHz	300 KHz	1 MHz	10 MHz	1GHz	TEMP. CHARA.
1.4	80	50	15	300	500 M Ω	15	25	34	44	60	70	X7R

REVISION RECORD

0	Original Release C.O. **930129-1**	-066 ADDED 0-400 TO 125°C. S.M. 11-18-97
4	**1997111-9-03**	REVISED DWG & DRAWING MADE FOR EACH VAR. S.M. 08-19-02
5	**20020819-3-01**	REVISED & ADDED NOTES. S.M. 01-05-06
6	**20060104-3-01**	

--TOLERANCES--
Unless Otherwise Specified
DECIMAL ±
ANGLES ±

TUSONIX
TUCSON, ARIZONA

Title
COAXIAL BROADBAND - "L"

Drawn S.M. 08-19-02 | Scale 2 X
Approved B.Mc. 08-19-02

A | **4600-053**

X-2015 Rev-0